



June 2015

churchill high school  
logo & branding  
style guide



graphic design academy

advisor: lance eagen  
eagen@4j.lane.edu  
541-790-5146

## background

During the Spring term of 2014 the capstone students of the Graphic Design Academy took it upon themselves to rebrand Churchill High School.

They found that there were at least 7 different logos, designs, icons and images that were being used to represent Churchill. This was confusing and presented the school in a disorganized and unprofessional light.

The students spent 7 weeks researching, studying, sketching, designing, narrowing, refining, reflecting, and perfecting the logo that you will find in the following pages.

This style guide serves as a resource to insure that the logo will always be presented in a professional and consistent manner.



### contents

|                         |    |
|-------------------------|----|
| usage - guidelines      | 3  |
| specs - fonts & colors  | 4  |
| usages - dos and don'ts | 6  |
| variations - logos      | 8  |
| variations - icons      | 12 |
| variations - wordmarks  | 13 |
| editable wordmarks      | 17 |

## usage

### guidelines

The logo and its variations and components were designed so that they maintain consistency wherever they are presented. A lot of time, discussion, arguing, donuts, refining, arm wrestling, and revision went into making this logo system. The following guidelines apply to all logo variations and will help insure that Churchill is always presented in a professional manner to the community.

You are welcome to use the logo, but you are asked to follow these guidelines. If you have questions, please consult your friendly Graphic Design Academy senior or Lance Eagen ([eagen@4j.lane.edu](mailto:eagen@4j.lane.edu)).

Images in multiple formats can be downloaded at [http://staff.4j.lane.edu/~eagen/chs\\_logos.html](http://staff.4j.lane.edu/~eagen/chs_logos.html)

## specs

### primary font

Alien League II

UC ABCDEFGHIJKLMNOPQRSTUVWXYZ

lc ABCDEFGHIJKLMNOPQRSTUVWXYZ

# 0123456789 ( ), : ; ? ! @ # &

Alien League II Italic

UC *ABCDEFGHIJKLMNOPQRSTUVWXYZ*

lc *ABCDEFGHIJKLMNOPQRSTUVWXYZ*

# *0123456789 ( ), : ; ? ! @ # &*

Alien League II Bold

UC ABCDEFGHIJKLMNOPQRSTUVWXYZ

lc ABCDEFGHIJKLMNOPQRSTUVWXYZ

# 0123456789 ( ), : ; ? ! @ # &

**note:** UC "l" = | lc "l" = |


### colors



R0 G70 B173  
C97 M82 Y0 K0  
#0046AD  
PMS 2728c



R183 G18 B52  
C19 M100 Y82 K10  
#B71234  
PMS 200c




R0 G0 B0  
rich black  
C70 M50 Y30 K100  
#000000

## specs

### supporting font

It is suggested that Roboto font be used for supporting text such as taglines, descriptive text, slogans, quotes, etc.

Fonts can be downloaded at [http://staff.4j.lane.edu/~eagen/chs\\_logos.html](http://staff.4j.lane.edu/~eagen/chs_logos.html)



Roboto Regular

UC ABCDEFGHIJKLMNOPQRSTUVWXYZ

lc abcdefghijklmnopqrstuvwxyz

# 0123456789 ().,:?!@#&

Roboto Medium

UC ABCDEFGHIJKLMNOPQRSTUVWXYZ

lc abcdefghijklmnopqrstuvwxyz

# 0123456789 ().,:?!@#&

Roboto Bold

UC **ABCDEFGHIJKLMNOPQRSTUVWXYZ**

lc **abcdefghijklmnopqrstuvwxyz**

# **0123456789 ().,:?!@#&**

## usage

### DO

Maintain the integrity of the logos, helmet icons and wordmarks.



### DON'T

Don't alter colors, artwork, fonts, proportions, fills, design elements, orientation, etc.



## usage

### DO

Use contrasting background values so that the logo is easily readable. Replace official colors with neutral black, white and/or grey in order to maintain contrast. Follow the principle of *"light on dark or dark on light."*



### DON'T

Place the logo onto a background that is too similar in value, too busy, or has minimal contrast. This renders the logo unreadable and hinders its impact.



## variations

### Churchill High School Logo

Image files can be downloaded at [http://staff.4j.lane.edu/~eagen/chs\\_logos.html](http://staff.4j.lane.edu/~eagen/chs_logos.html)

Files are provided in the following common formats: .ai .eps .pdf .jpg



*Churchill HS Full Logo: Light, Blue*



*Churchill HS Full Logo: Light, Red*



*Churchill HS Full Logo: Light, Black*



## variations

### Churchill High School Logo

Image files can be downloaded at [http://staff.4j.lane.edu/~eagen/chs\\_logos.html](http://staff.4j.lane.edu/~eagen/chs_logos.html)



*Churchill HS Full Logo: Medium, Blue*



*Churchill HS Full Logo: Medium, Red*



*Churchill HS Full Logo: Medium, Black*



*Churchill HS Full Logo: Bold, Blue*



*Churchill HS Full Logo: Bold, Red*



*Churchill HS Full Logo: Bold, Black*

## variations

### CHS Logo

Image files can be downloaded at [http://staff.4j.lane.edu/~eagen/chs\\_logos.html](http://staff.4j.lane.edu/~eagen/chs_logos.html)



*CHS: Medium, Blue*



*CHS: Medium, Red*



*CHS: Medium, Black*



*CHS: Bold, Blue*



*CHS Bold: Red*



*CHS Bold: Black*

## variations

### Lancers Logo

Image files can be downloaded at [http://staff.4j.lane.edu/~eagen/chs\\_logos.html](http://staff.4j.lane.edu/~eagen/chs_logos.html)



*Lancers Medium: Blue*



*Lancers Medium: Black*



*Lancers Medium: Black*



*Lancers Bold: Blue*



*Lancers Bold: Black*



*Lancers Bold: Black*


## variations

### Lancer Icon


Image files can be downloaded at [http://staff.4j.lane.edu/~eagen/chs\\_logos.html](http://staff.4j.lane.edu/~eagen/chs_logos.html)



*Lancer Icon: Light, Blue*



*Lancer Icon: Light, Red*



*Lancer Icon: Light, Black*



*Lancer Icon: Bold, Blue*



*Lancer Icon: Bold, Red*



*Lancer Icon: Bold, Black*

## variations

### Pride Wordmark

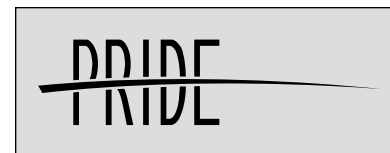
Image files can be downloaded at [http://staff.4j.lane.edu/~eagen/chs\\_logos.html](http://staff.4j.lane.edu/~eagen/chs_logos.html)




*Pride: Solid, Blue*



*Pride: Solid, Red*



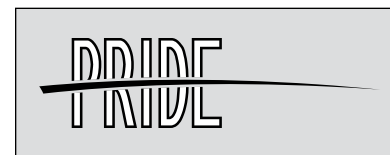
*Pride: Solid, Black*



*Pride: Bold, Blue*



*Pride: Bold, Red*



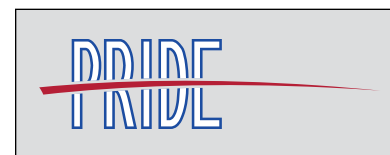
*Pride: Bold, Black*



*Pride: Solid, Blue, Red*



*Pride: Solid, Red, Blue*



*Pride: Bold, Blue, Red*

## variations

### Churchill Wordmark

Image files can be downloaded at [http://staff.4j.lane.edu/~eagen/chs\\_logos.html](http://staff.4j.lane.edu/~eagen/chs_logos.html)



*Churchill: Solid, Blue*



*Churchill: Solid, Red*



*Churchill: Solid, Black*



*Churchill: Bold, Blue*



*Churchill: Bold, Red*



*Churchill: Bold, Black*



*Churchill: Solid, Blue, Red*



*Churchill: Solid, Red, Blue*



*Churchill: Bold, Blue, Red*

## variations

### Lancers Wordmark

Image files can be downloaded at [http://staff.4j.lane.edu/~eagen/chs\\_logos.html](http://staff.4j.lane.edu/~eagen/chs_logos.html)



*Lancers: Solid, Blue*



*Lancers: Solid, Red*



*Lancers: Solid, Black*



*Lancers: Bold, Blue*



*Lancers: Bold, Red*



*Lancers: Bold, Black*



*Lancers: Solid, Blue, Red*



*Lancers: Solid, Red, Blue*



*Lancers: Bold, Blue, Red*

## variations

### Churchill High School **Formal** Wordmark

Image files can be downloaded at [http://staff.4j.lane.edu/~eagen/chs\\_logos.html](http://staff.4j.lane.edu/~eagen/chs_logos.html)



*Churchill HS Formal Wordmark: Blue*



*Churchill HS Formal Wordmark: Blue*



*Churchill HS Formal Wordmark: Black*



## variations

### Editable Wordmark Guidelines

The wordmark may be adapted to represent a sport, club or similar organization. Image files can be downloaded at [http://staff.4j.lane.edu/~eagen/chs\\_logos.html](http://staff.4j.lane.edu/~eagen/chs_logos.html)

#### DO

Use Alien League Regular font.



Use the **lower case** version of the letters "l" and "a."



Maintain letterspacing that is 375% of the point size. Ex: 20pt font x 3.75 = 75pt letterspacing.



Use center alignment.



Maintain location and proportion of subtext.



#### DON'T

Don't use any other font.




Don't use the **upper case** version of the letters "l" and "a."



Don't alter or eliminate 375% letterspacing on the subtext.



Don't use right or left alignment.



Don't move subtext or change proportions between the elements.



## variations

### Editable Wordmark

Image files can be downloaded at [http://staff.4j.lane.edu/~eagen/chs\\_logos.html](http://staff.4j.lane.edu/~eagen/chs_logos.html)




*Lancer Editable: One Line, Blue*



*Lancer Editable: One Line, Red*



*Lancer Editable: One Line, Black*



*Lancer Editable: Two Lines, Blue*



*Lancer Editable: Two Lines, Red*



*Lancer Editable: Two Lines, Black*



*Churchill Editable: One Line, Blue*



*Churchill Editable: One Line, Red*



*Churchill Editable: One Line, Black*



*Churchill Editable: Two Lines, Blue*



*Churchill Editable: Two Lines, Red*



*Churchill Editable: Two Lines, Black*